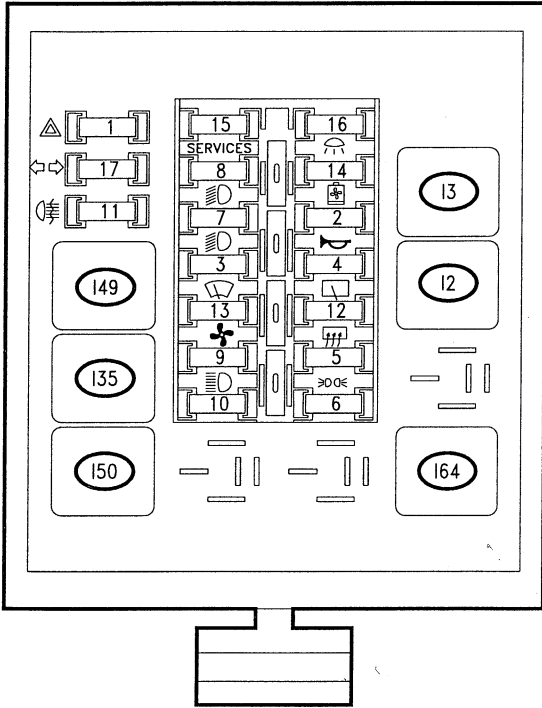


FUSEBOX

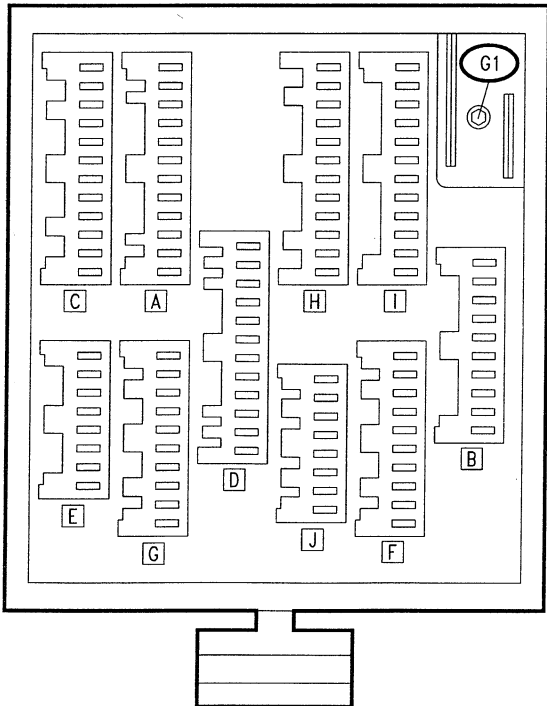


**LOCATION OF FUSES
 AND RELAYS**

RELAYS

- I2** Heated rearscreen relay
- I3** Horns relay
- I35** Key-operated supply relay
- I49** Low beam headlamp relay
- I50** High beam headlamp relay
- I64** Side lights relay









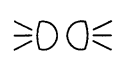

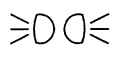
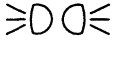


















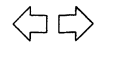

FUSES (see following page)











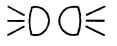

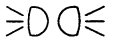
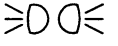


















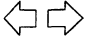

**REAR VIEW,
 CONNECTOR SIDE**

- G1:**
fusebox supply
- Connectors A,I:**
Front wiring
- Connectors B,C,D,E,F,G,H:**
Dashboard wiring
- Connector J:**
provision bridge required by specific regulations (daylights, fog lights, etc..)

FUSES (up to November '99)

FUZE			SUPPLY	PROTECTED SERVICES
SYMBOL	NO.	AMP.		
	1	10A		Hazard lights, radio telephone
	2	30A		Horns, brake lights
	3	20A	 (135)	Windscreen wiper
	4	20A	 (135)	Door lock remote control, alarm, reversing lights, boot and fuel filler flap opening, engine solenoid valve (T.SPARK), climate control compressor (T.SPARK), hood (SPIDER), sunroof (GTV)
	5	10A	 (164)	Instrument panel, LH taillights, RH number plate light, RH front side light, headlight corrector, ashtray light
	6	10A	 (164)	Control lights, RH taillights, LH number plate light, LH front side light, glove compartment light
	7	10A	 (149)	RH dipped beam
	8	10A	 (149)	LH dipped beam
	9	10A	 (150)	RH main beam
	10	10A	 (150)	LH main beam
	11	--	--	SPARE
	12	20A		Rear window (GTV only) and rear view mirror defroster
	13	20A	 (135)	Climate control fan, cigar lighter
	14	25A		Instrument panel power, alarm
SERVICES	15	10A		Instrument panel power, steering column stalks, rear fog lights, service ECU power
	16	20A		Ceiling light, door lock remote control, electrical aerial, mirror adjustment, diagnostic socket, service ECU power
	17	7.5A		Direction indicators, seats, hood ECU (SPIDER), TELEPASS

FUSES (from November '99)

FUSE			SUPPLY	PROTECTED SERVICES
SYMBOL	N0.	AMP.		
	1	10A		Hazard lights
	2	20A		Horns, brake lights
	3	20A	 I35	Windscreen wiper
	4	20A	 I35	Central locking remote control, alarm, reversing lights, air conditioning compressor, hood (SPIDER), sun roof (GTV), TELEPASS, seats
	5	10A	 I64	Instrument panel, LH taillights, RH number plate light, RH front side light, headlight corrector, ashtray light
	6	10A	 I64	Control lights, RH taillights, LH number plate light, LH front side light,
	7	10A	 I49	RH dipped beam
	8	10A	 I49	LH dipped beam
	9	10A	 I50	RH main beam
	10	10A	 I50	LH main beam
	11	--	--	SPARE
	12	30A		Rear window (GTV only) and rear view mirror defroster
	13	20A	 I35	Climate control fan, cigar lighter
	14	25A		Instrument panel power, alarm
SERVICES	15	10A		Panel supply, radio phone, electric windows
	16	20A		Courtesy lights, electric aerial, mirrors adjustment, diagnostic connector, services control unit supply, radio, radio phone
	17	7.5A		Direction indicators, rear fog lamp, services control unit supply